

Voluntaryworks Consortium

# State of the Sector 2010-11

A Report on the Voluntary and Community Sector  
in the Borough of Bedford



# Summary

This report, produced by the Voluntaryworks Consortium, provides an overview on the size and shape of the local voluntary and community sector in the Bedford Borough Council area.

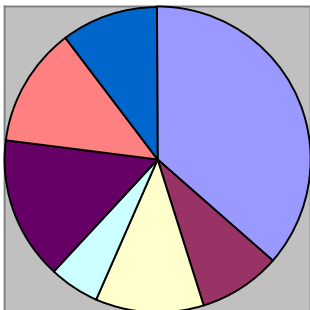
- There are at least 1181 voluntary and community organisations operating in the Borough of Bedford. We believe that the figure is higher but this cannot be verified without additional resources to map the locality.
- There is a diverse range of voluntary organisations and community groups operating in the Borough, tackling a range of issues, from domestic violence to day-care services for the elderly, from community cafés to counselling for young people. 27.3% of organisations reported that they are working with children and/or young people, making the children's and young people's voluntary and community sub-sector one of the largest.
- The sector is a major employer, employing over 5400 people.
- Thousands of local people are volunteering their time to make their community a better and safer place to live and work. 20% of the local population volunteers for at least two hours a week, and 35% volunteers at least once a month.
- The majority of local voluntary and community groups are not registered as charities, either because they are not wholly charitable in the eyes of the Charity Commission, but mostly because they are too small to be required to register. At least 429 organisations operating in the local area are registered as charities.
- The organisational needs vary dramatically, ranging from advice on health and safety to charity accounting. Support to secure funding, and finding and managing volunteers remain popular.
- The sector's income source is diverse; the larger organisations are often in receipt of a grant or contract from one or more local authority (including the local NHS), but the smaller organisations rely on fundraising, fees and donations to keep them going.

**Caution:** This report is based on information collected during the latter half of 2010. Due to the current economic climate and public sector funding cuts, the size and shape of the sector is changing. This report will, however, act as a baseline to measure the impact of public sector funding or any Big Society initiatives in future years.

## Key Areas of Work

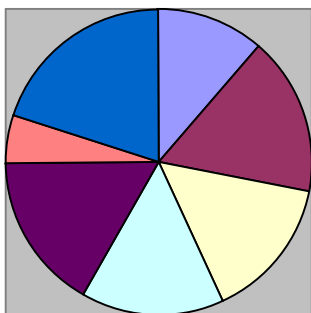
Organisations were asked to select up to four options that best describes the area of work of their organisation or group. The results have been split into Key Areas of Work.

### Advice and Support



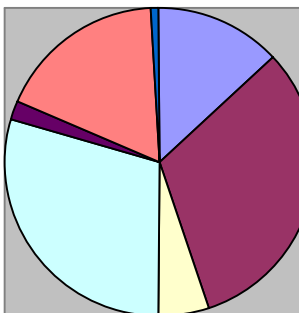
- Advice, guidance and information - 93
- Advocacy - 22
- Befriending/mentoring - 29
- Counselling services - 14
- Family support - 39
- Older people's services - 33
- Self-help/support - 26

### Community Development



- Campaigning - 20
- Charity fundraising and grant-making - 29
- Community centres/village halls - 26
- Community development - 26
- Community service - 29
- Social enterprise - 9
- Volunteering - 35

### Health and Wellbeing

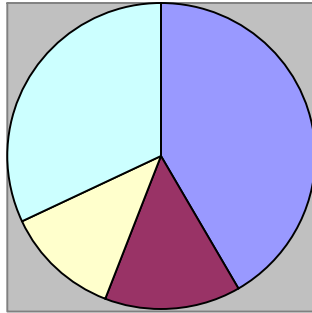


- Alcohol and substance misuse - 15
- Disability - 35
- Emergency aid - 6
- Health and social care - 33
- Hospices - 2
- Mental health - 20
- Sexual health - 1

Continued overleaf

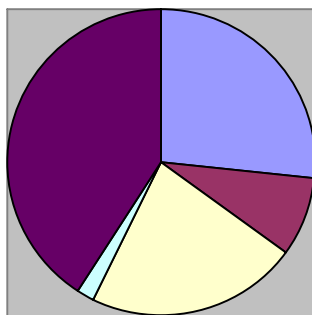
## Key Areas of Work - continued

### Children and Young People



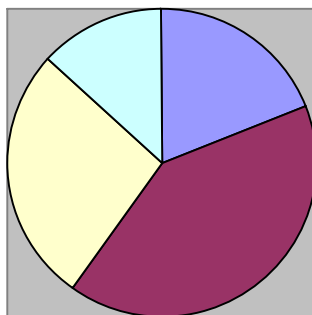
- Children's work - 51
- Play - 17
- Uniformed organisations - 15
- Youth work - 39

### Culture and Lifestyle



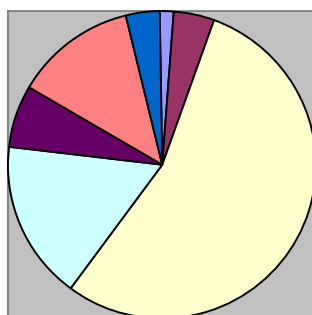
- Arts, music and drama - 41
- Black and minority ethnic issues - 13
- Faith or religion - 34
- Sexuality - 3
- Sport, leisure and recreation - 63

### Environment and World Development



- Animals - 10
- Environment and Conservation - 21
- Heritage - 14
- International/overseas - 7

### Public Policy and Services



- Crime and community safety - 2
- Domestic abuse - 6
- Education, training, learning and skills - 74
- Housing/homelessness - 23
- Poverty - 9
- Social welfare - 18
- Transport - 5

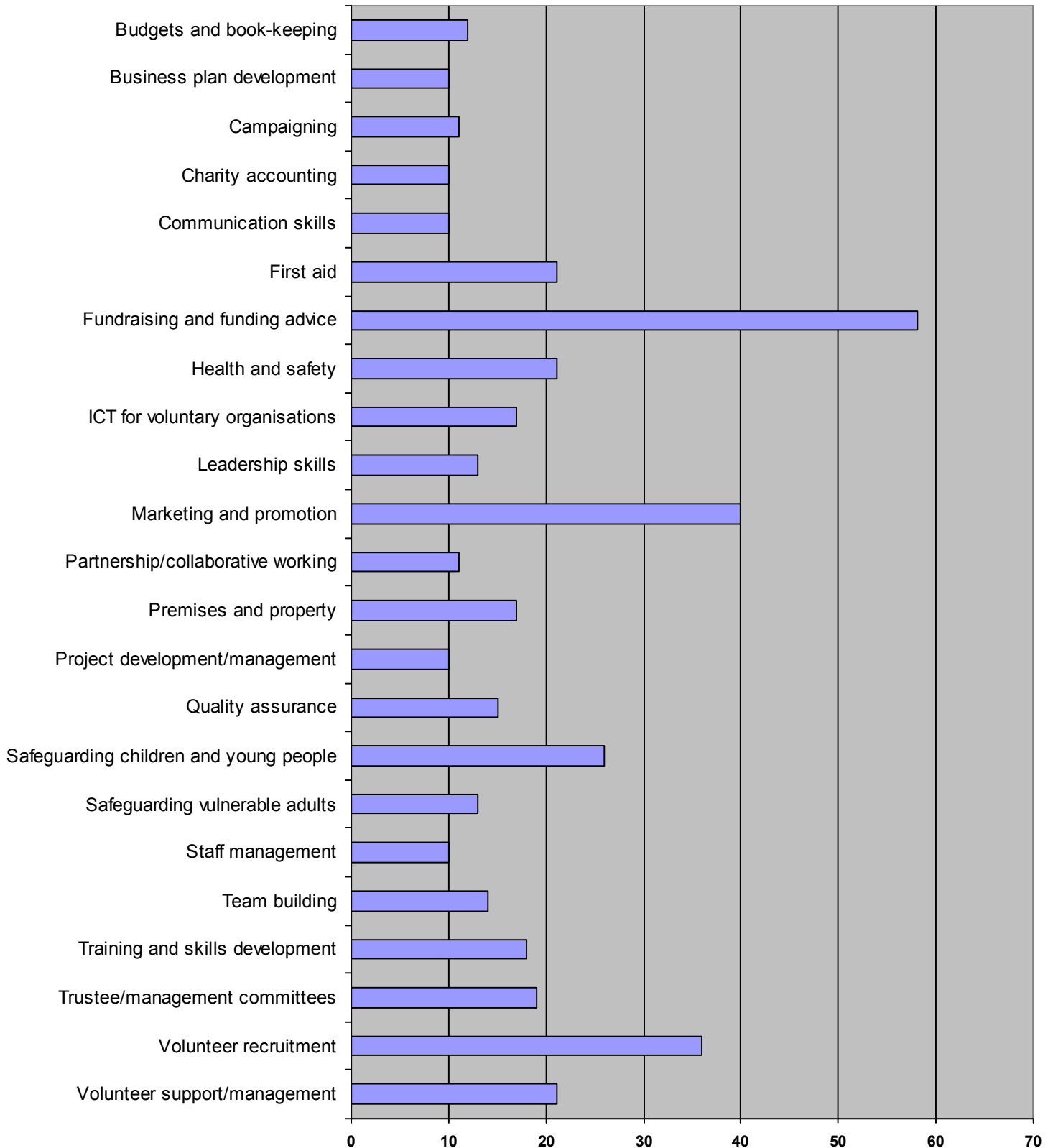
# Beneficiaries

Organisations were asked to indicate who their services are aimed at. Organisations could choose more than one beneficiary group.



# Organisational Needs

Organisations were asked to indicate what their priorities/needs are. Organisations could choose more than one organisational need.



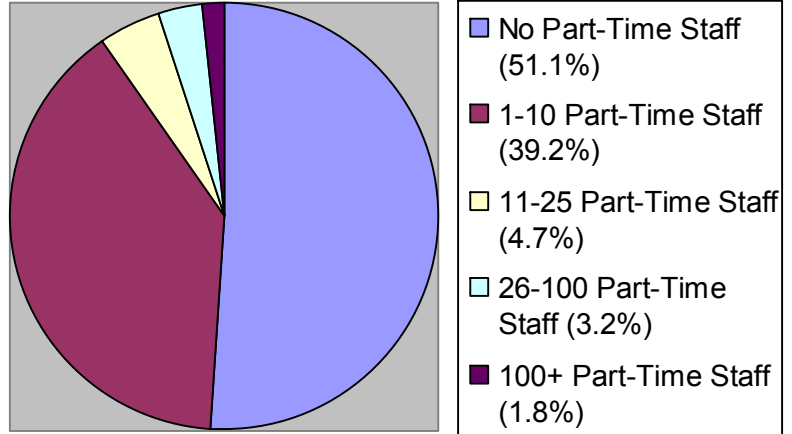
# People

Organisations were asked to indicate how many staff, volunteers, committee members and users/beneficiaries they have

## Organisations with Part-Time Staff

### **Paid Staff**

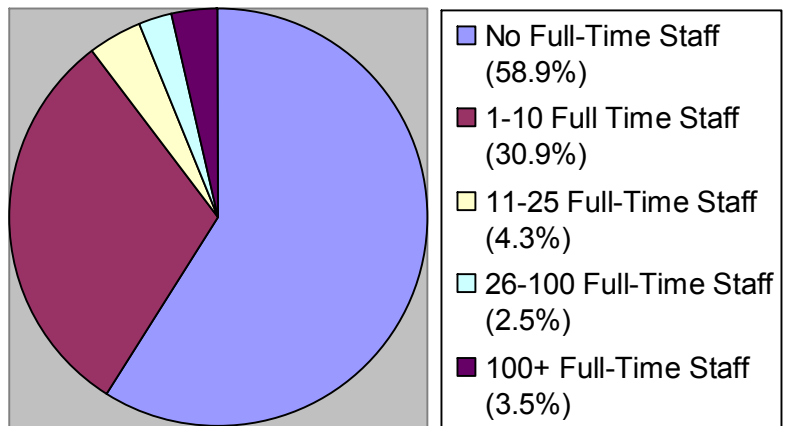
- There are at least 5400 people employed in the local voluntary and community sector.
- At least 3500 are full-time positions.
- At least 1900 are part-time positions.
- At least 50% of organisations do not have any staff at all.



### **Volunteers**

- The 2010 citizenship survey found that at least 20% of the local population volunteer for two hours a week or more.
- 25% of organisations do not use volunteers at all, but 51% of organisations have between 1 and 25 volunteers.

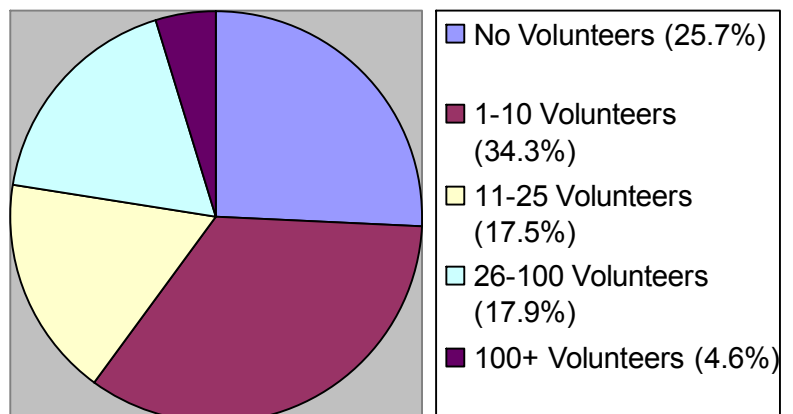
## Organisations with Full-Time Staff



### **Beneficiaries and Committee Members**

- Our research indicated that 228 organisations were supporting almost 90,000 people.
- 2409 people are giving their time as a committee member.
- 40.9% of organisations have a management committee of between 6 and 10 members, and a further 33% have a committee of between 11 and 20.

## Organisations with Volunteers



## Funding

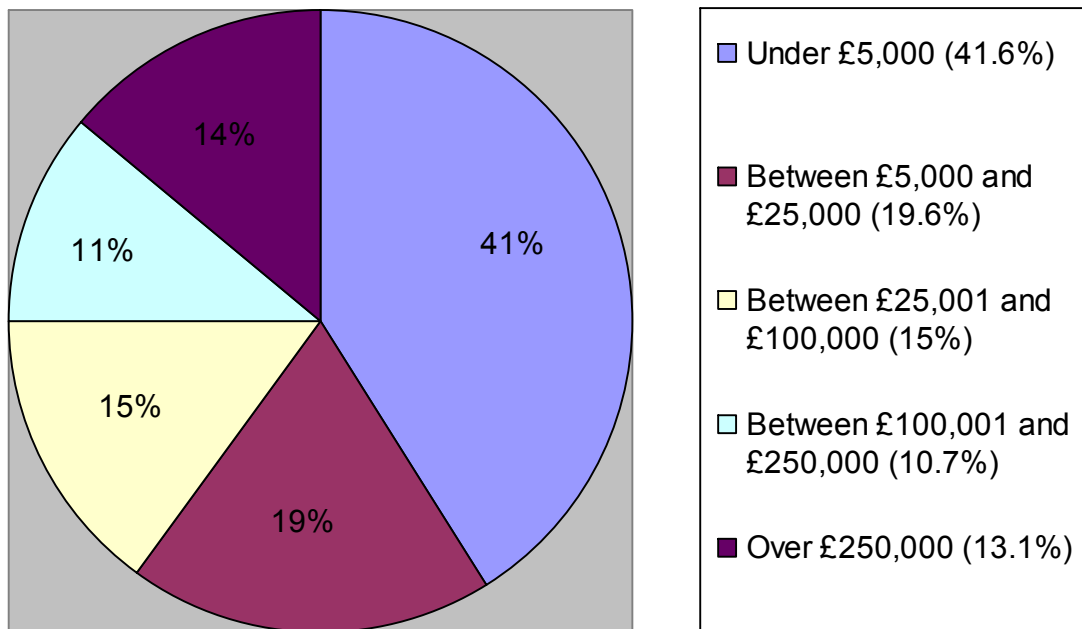
Organisations were asked about their annual income, where the majority of their funding came from and what level of trading and fundraising they were undertaking.

- 25% of organisations rely on fundraising activities to generate a major source of their income.
- 214 organisations indicated that they were generating income through some trading activity such as selling services or delivering a contract. Less than 5% of those organisations stated that they were generating 50% or more of their income through trading. Only those 5% are able to call themselves a social enterprise.

### Annual Income

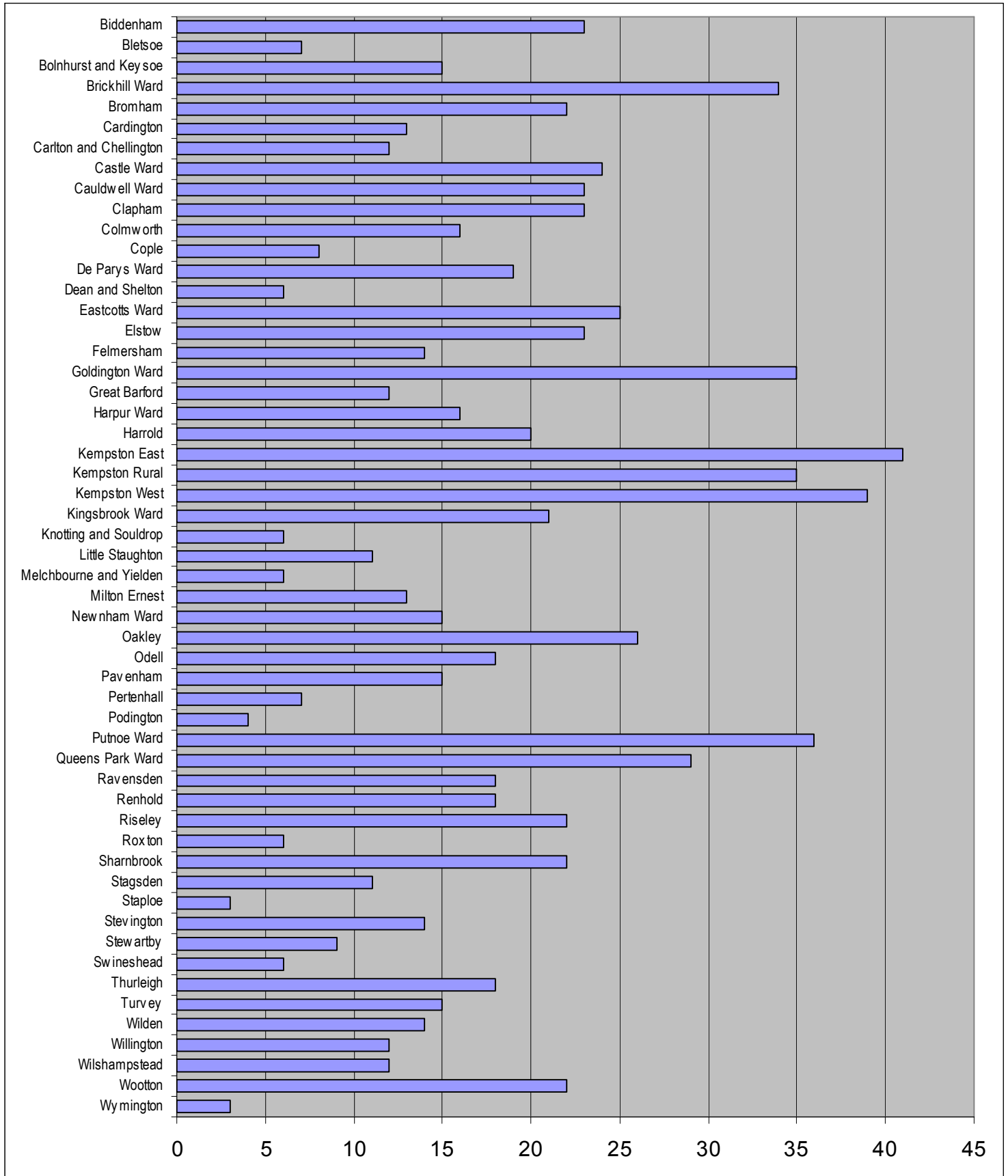
- Over 40% of organisations have an annual income of less than £5,000. We suspect this figure is substantially higher as the majority of organisations who did not respond to the survey appear to be very small in turnover terms.
- Over 75% of the sector have an annual income of less than £100,000.

### Voluntary and Community Sector by Annual Income



# Area of Service

Organisations were asked to specify if they had a geographical focus within the Borough of Bedford, and if so, what wards/parishes they operated in.



This report has been produced by Community and Voluntary Service on behalf of the **Voluntaryworks Consortium**.

Voluntaryworks brings together local voluntary and community sector support agencies to offer integrated services across Bedford, Central Bedfordshire and Luton.

### **Members of the Voluntaryworks Consortium**

- Bedfordshire Advice Forum
- Bedfordshire Race and Equalities Council
- Bedfordshire Rural Communities Charity
- Community and Voluntary Service
- Voluntary Action Luton
- Voluntary and Community Action
- Voluntary Organisations for Children, Young People and Families

Contact details for all these agencies can be found on the Consortium's website [www.voluntaryworks.org.uk](http://www.voluntaryworks.org.uk)



© Bedfordshire & Luton Compact Development Group - March 2011

Published on behalf of the Voluntaryworks Consortium by:

Community and Voluntary Service  
43 Bromham Road  
Bedford  
MK40 2AA  
Tel: 01234 354366  
Email: [info@yourcvs.org](mailto:info@yourcvs.org)  
Website: [www.voluntaryworks.org.uk](http://www.voluntaryworks.org.uk)

The text of this document may be reproduced free of charge in any format or media without requiring specific permission by organisations within the public and voluntary and community sectors in Bedfordshire & Luton. This is subject to it not being used in a derogatory manner or in a misleading context. The source must be acknowledged.